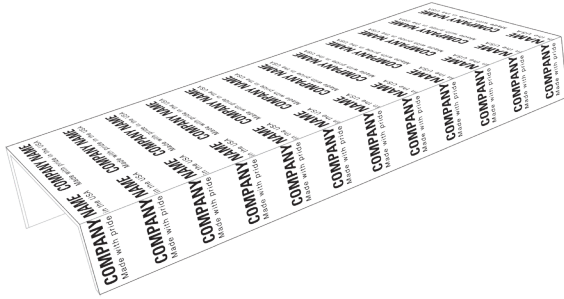
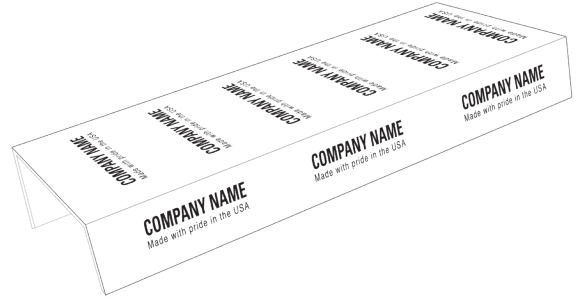


Printed UCrate® Layout Options

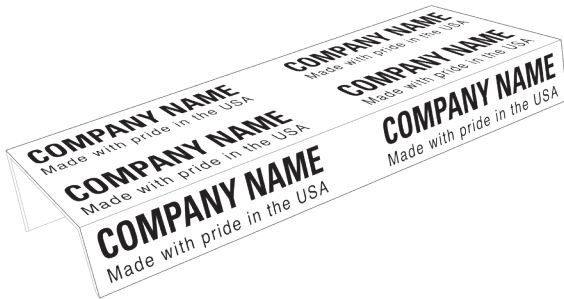
1



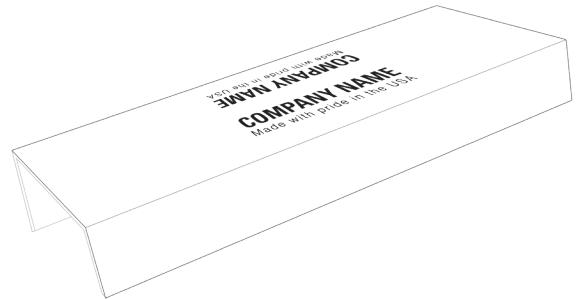
2



3



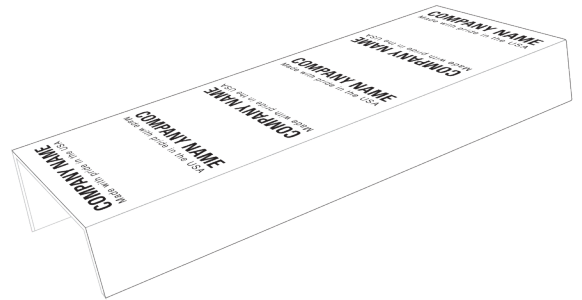
4



5




6



7



8



Standard procedure is to print the top of the UCrate and to leave the bottom of the UCrate plain.

The preferred method of sampling print layout is with an e-proof.
The e-proof will be a 3-D graphic of what the layout will look like.

Date: Salesperson:

Customer Name:

End User:

Request By:

Email Address:

Ink Color: UCrate Size: x Caliper: Length:

Instructions:

Art Needs:

Your sample should be of GOOD quality to realize the BEST reproduction.

Remember your message is limited to a maximum of 17 3/4 inches in length.

Create Your Layout Design:



East
7220 Schantz Road
Allentown, PA 18106
1-800-945-2626
610-706-0910

Southeast
1420 Vantage Road
Suite 100
Jacksonville, FL 32218
1-800-720-0401
904-741-3150

Central - Headquarters
3010 East Venture Drive
PO Box 8033
Appleton, WI 54912
1-800-925-2626
920-831-0596

Northwest
9750 SW Hillman Court
Suite 100
Wilsonville, OR 97070
1-800-685-2626
503-682-7195

West
12075 Cabernet Drive
Fontana, CA 92337
1-800-285-2626
951-727-8690