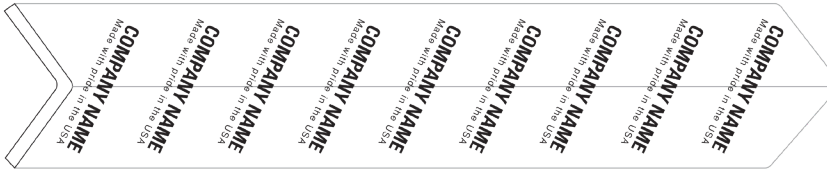
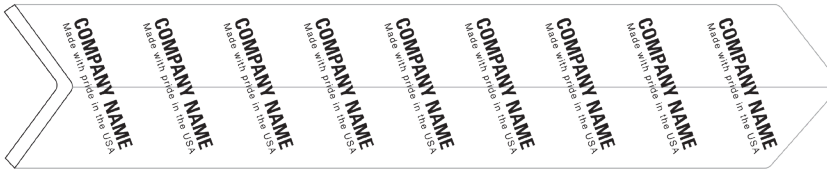


## Printed VBoard<sup>®</sup> Layout Options

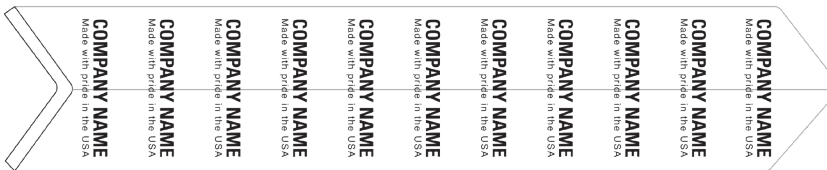
1



2



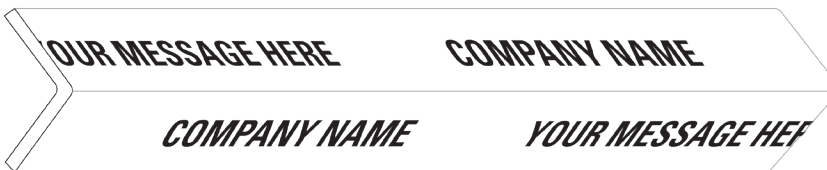
3



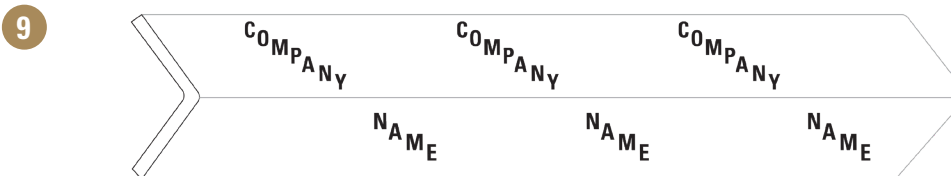

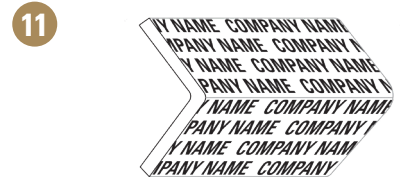
4



5



## Printed VBoard® Layout Options



The preferred method of sampling print layout is with an e-proof.  
The e-proof will be a flat graphic of what the layout will look like.

Date:  Salesperson:

Customer Name:

End User:

Request By:

Email Address:

Ink Color:  VBoard Size:  x  Caliper:  Length:

Instructions:

### Art Needs:

**Your sample should be of GOOD quality to realize the BEST reproduction.**

Ideally a .jpg file, twice the size at 300 dpi.

Remember your message is limited to a maximum of 17 3/4 inches in length.

### Create Your Layout Design:



**East**  
7220 Schantz Road  
Allentown, PA 18106  
1-800-945-2626  
610-706-0910

**Southeast**  
1420 Vantage Road  
Suite 100  
Jacksonville, FL 32218  
1-800-720-0401  
904-741-3150

**Central - Headquarters**  
3010 East Venture Drive  
PO Box 8033  
Appleton, WI 54912  
1-800-925-2626  
920-831-0596

**Northwest**  
9750 SW Hillman Court  
Suite 100  
Wilsonville, OR 97070  
1-800-685-2626  
503-682-7195

**West**  
12075 Cabernet Drive  
Fontana, CA 92337  
1-800-285-2626  
951-727-8690